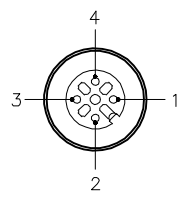
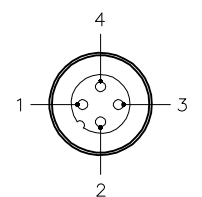


FEMALE END VIEW



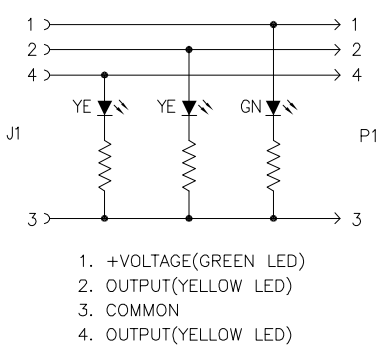
- 1 = BROWN
- 2 = WHITE
- 3 = BLUE
- 4 = BLACK

MALE END VIEW



- 1 = BROWN
- 2 = WHITE
- 3 = BLUE
- 4 = BLACK

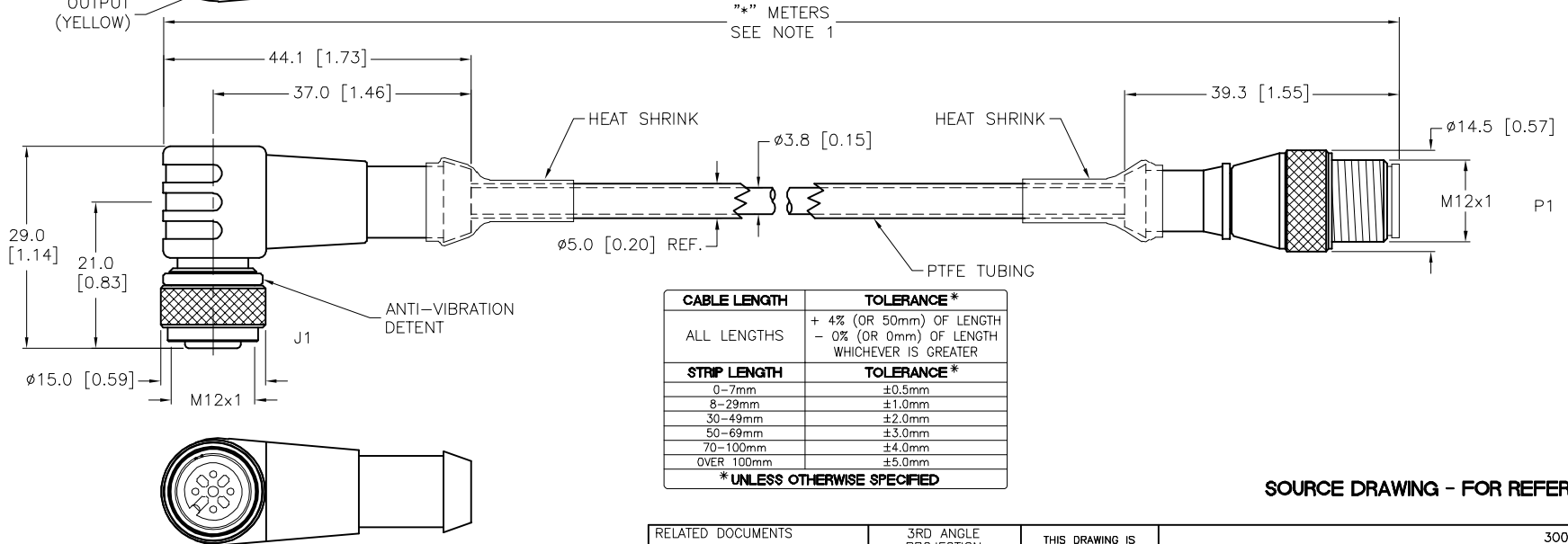
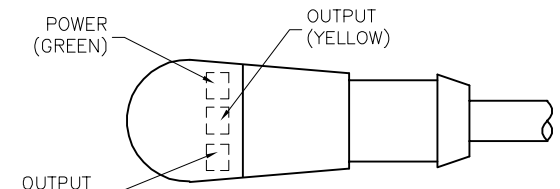
WIRING DIAGRAM



- 1. +VOLTAGE(GREEN LED)
- 2. OUTPUT(YELLOW LED)
- 3. COMMON
- 4. OUTPUT(YELLOW LED)

SPECIFICATIONS

CONTACT CARRIER MATERIAL	NYLON OR TPU
MOLDED HEAD MATERIAL/COLOR	TPU/CLEAR (J1), YELLOW (P1)
CONTACT MATERIAL/PLATING	BRASS/GOLD
COUPLING NUT MATERIAL/PLATING	BRASS/NICKEL
RATED CURRENT [A]	4.0 A
RATED VOLTAGE [V]	10-30 VDC
OUTER CABLE JACKET MATERIAL/COLOR	TPU/BLACK
CONDUCTOR INSULATION MATERIAL	PVC
NUMBER OF CONDUCTORS [AWG]	4x24 AWG
TEMPERATURE RANGE	-40°C to +80°C (-40°F to +176°F)



CABLE LENGTH	TOLERANCE *
ALL LENGTHS	+ 4% (OR 50mm) OF LENGTH - 0% (OR 0mm) OF LENGTH WHICHEVER IS GREATER
STRIP LENGTH	TOLERANCE *
0-7mm	±0.5mm
8-29mm	±1.0mm
30-49mm	±2.0mm
50-69mm	±3.0mm
70-100mm	±4.0mm
OVER 100mm	±5.0mm

*UNLESS OTHERWISE SPECIFIED

SOURCE DRAWING - FOR REFERENCE ONLY

- NOTES:
- "*" INDICATES CABLE LENGTH IN METERS. CONTACT TURCK TO ORDER SPECIFIC LENGTHS.
 - "/S1291" DESIGNATES PTFE TUBING AND SPECIAL CABLE.
 - "/SV" DESIGNATES SPECIAL PACKAGING FOR VENDING MACHINES.
 - MAX LENGTH FOR VENDING MACHINE: 3.0 METERS.

RELATED DOCUMENTS 1. 2. 3. 4.	3RD ANGLE PROJECTION 	THIS DRAWING IS CONFIDENTIAL AND THE PROPERTY OF TURCK INC. USE OF THIS DOCUMENT WITHOUT WRITTEN PERMISSION IS PROHIBITED.		<p>3000 CAMPUS DRIVE MINNEAPOLIS, MN 55441 1-800-544-7769 (763) 553-7300 (763) 553-0708 fax www.turck.us</p>
	MATERIAL	DRFT TV	DATE 02/09/16	
FINISH	ALL DIMENSIONS DISPLAYED ON THIS DRAWING ARE FOR REFERENCE ONLY	APVD W.C.	SCALE 1=1.0	IDENTIFICATION NO.
	CONTACT TURCK FOR MORE INFORMATION	UNIT OF MEASUREMENT MILLIMETER [INCH]		REV A
A	DRAWING RELEASE	TV	03/16/16	ECO NO.
REV	DESCRIPTION	BY	DATE	FILE: 777037018

DO NOT SCALE THIS DRAWING

SHEET 1 OF 1